

The State of New Hampshire
ADMINISTRATIVE OFFICE OF THE COURTS

Christopher Keating
Director

One Granite Place, Suite N400
Concord, NH 03301
(603) 271-2521
Fax: (603) 513-5454
eMail: aoc@courts.state.nh.us
TTY/TDD Relay: (800) 735-2964

February 26, 2018

The Honorable Neal M. Kurk, Chairman
Fiscal Committee of the General Court
State House
Concord, New Hampshire 03301

Dear Chairman Kurk,

REQUESTED ACTION

Pursuant to Chapter 156:13 of the Laws of 2017, Judicial Branch; Transfer Among Accounts and Classes, the Judicial Branch respectfully requests authorization to transfer appropriation between expenditure classes in the amount of \$549,700 to pay the county sheriffs' bailiffs for courthouse and perimeter security, and to make the most efficient use of limited funding resources, effective upon Fiscal Committee approval through June 30, 2018. 100% General Funds

These funds should be budgeted as follows:

02-10-10-100010-18800000 FY 2018 Supreme, Superior Courts				
Source of Funds				
Class	Description	Current Budget	Incr/(Decr)	Modified Budget
	General Funds	42,792,253.07	-274,850.00	42,517,403.07
	Highway Funds	600,000.00	0.00	600,000.00
Totals		43,392,253.07	-274,850.00	43,117,403.07

Class	Description	Current Budget	Incr/(Decr)	Modified Budget
010-500100	Personal Services-Perm. Classified	11,977,235.00		11,977,235.00
011-500102	Personal Services-Unclassified	4,082,285.00		4,082,285.00

012-500128	Personal Services-Unclassified 2	126,741.00		126,741.00
018-500106	Overtime	10,000.00		10,000.00
020-500216	Current Expenses	544,419.69		544,419.69
022-500255	Rents & Leases-Other Than State	219,479.83		219,479.83
024-500227	Maint.Other Than Build.- Grnds	37,100.00		37,100.00
026-500251	Organizational Dues	123,963.00		123,963.00
027-502799	Transfers To DOIT	2,396.00		2,396.00
030-500321	Equipment New/Replacement	126,010.49		126,010.49
038-500177	Technology-Software	22,539.00		22,539.00
039-500180	Telecommunications	156,870.00		156,870.00
046-500496	Consultants	102,000.00		102,000.00
048-500226	Contractual Maint Build-Grounds	11,500.00		11,500.00
049-500294	Transfers to Other State Agencies	9,037,609.00		9,037,609.00
050-500109	Personal Serv.-Temp/Appointee	591,044.00		591,044.00
057-500531	Books, Periodicals, Subscriptions	500,000.00		500,000.00
060-500601	Benefits	10,519,633.00	-274,850.00	10,244,783.00
061-500536	Unemployment Compensation	30,000.00		30,000.00
064-506414	Ret Pension Bene Health Ins	238,913.00		238,913.00
066-500544	Employee Training	150,000.00		150,000.00
068-500561	Remuneration	6,250.00		6,250.00
070-500704	In-State Travel Reimbursement	108,905.00		108,905.00
073-500704	Grants Non Federal	3,878,881.06		3,878,881.06
080-500710	Out-of-State Travel Reimbursement	3,500.00		3,500.00
104-500742	Certification Expense	1,000.00		1,000.00
108-500751	Provider Payments-Legal Services	7,000.00		7,000.00
227-500762	Jury Fees and Expenses	694,579.00		694,579.00
230-500765	Interpreter Services	75,000.00		75,000.00
235-500784	Transcription Services	7,400.00		7,400.00
Totals		43,392,253.07	-274,850.00	43,117,403.07

02-10-10-100010-86700000 FY 2018 Circuit Courts				
Source of Funds				
Class	Description	Current Budget	Incr/(Decr)	Modified Budget
	General Funds	36,261,606.42	-274,850.00	35,986,756.42
	Highway Funds	1,400,000.00	0.00	1,400,000.00
	Other Funds	899,650.00	0.00	899,650.00
Totals		38,561,256.42	-274,850.00	38,286,406.42

Class	Description	Current Budget	Incr/(Decr)	Modified Budget
010-500100	Personal Services-Perm. Classified	13,355,007.00		13,355,007.00



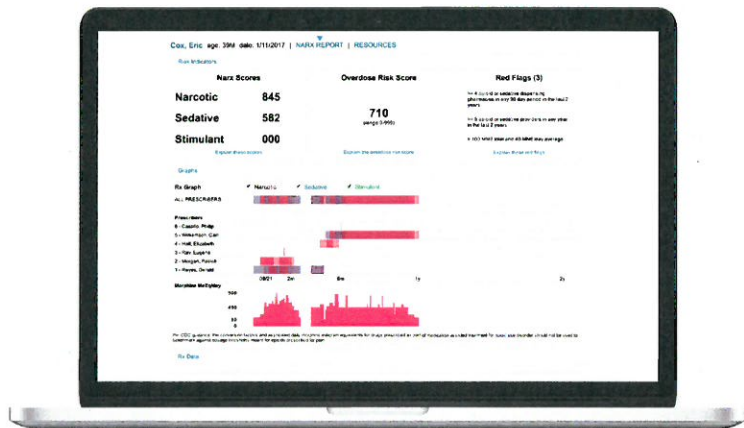
Analytics, tools and technology to help care teams address substance use disorder and improve patient outcomes

Appriss Health developed the NarxCare platform to provide a more comprehensive approach to addressing substance use disorder. NarxCare aids care teams in clinical decision-making, provides support to help prevent or manage substance use disorder, and empowers states with the comprehensive platform they need to take the next step in the battle against opioid addiction.

NarxCare

NarxCare is a comprehensive platform to identify, prevent, and manage substance use disorder (SUD). NarxCare is the definitive source for controlled substance data, the critical component to any SUD strategy, through its access to multi-state Prescription Drug Monitoring Program (PDMP) data. NarxCare aggregates two years of historical prescription data from providers and pharmacies including quantities and active prescriptions and presents interactive, visual representations of the data, as well as complex risk scores based on the data. The platform then provides tools and resources to enable prescribers, dispensers and care teams to help patients and connect them to treatment if necessary.

This data, insight and functionality is all accessed through existing electronic health records (EHR) or pharmacy management systems, so there is no logging in or out of secondary websites or trying to manage user names or passwords. This solution is presented in two main modules: The Narx Report and Resources.



* Image 1.0: The Narx Report

The Benefit

Care Teams Make Informed Decisions Quickly and Confidently to Help Patients

For more information, please visit www.apprisshealth.com



The Narx Report

The Narx Report includes a patient's NarxScores, Predictive Risk Scores, Red Flags, Rx Graph and access to Resources all in a single, easy-to-use interface. See Image 1.0.

The NarxScores

Every NarxCare report includes type-specific use scores for narcotics, sedatives, and stimulants. These scores are based on a complex algorithm factoring in numbers of prescribers, morphine milligram equivalents (MME), pharmacies, and overlapping prescriptions. Scores are quantified representations of the data in PDMP and range from 000-999 with higher scores equating to higher risk and misuse, and the last digit always represents the number of active prescriptions.

The Predictive Risk Scores

These composite risk scores incorporate relevant data (PDMP and non-PDMP) into advanced and customized predictive models to calculate a patient's risk of overdose, addiction, and cost. Non-PDMP data sets may include medical claims data, electronic health records, EMS data and criminal justice data. The Overdose Risk Score is featured in Image 1.0.

The Red Flags

There are multiple, fully configurable and customizable PDMP- and non-PDMP-based red flags that can include the following, and more:

- More than 5 providers in any year (365 days)
- More than 4 pharmacies in any given 90-day period
- More than 40 morphine milligram equivalent (MME) per day and 100 MME total
- History of overdose
- History of sleep apnea

When present, a red flag, or a combination of red flags, may contribute to the risk of unintentional overdose or other adverse events.

The Rx Graph

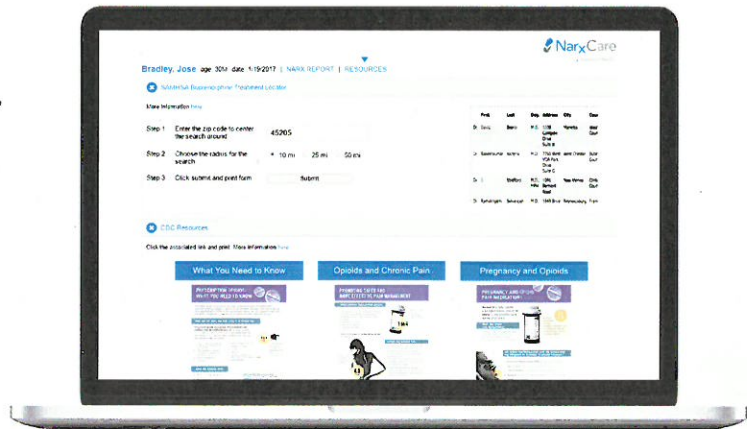
The Rx Graph is simple, clear, and comparative. The interactive display allows you to view all the information you need, compare data, and click into specific data points to see more detail. You can easily visualize and understand patterns in prescribing and usage behaviors, as well as identify overlapping prescriptions.

The Resources

The NarxCare Resources module provides Medication Assisted Treatment (MAT) locators, patient information handouts, and more. All features are accessible with a single click and automatically contextualized to an individual patient's demographics. See Image 2.0.

The Value

Appriss Health knows that the delivery of NarxCare, a comprehensive substance use disorder platform, is the best way to ensure that prescribers, dispensers, and states support the health of their patient populations.



* Image 2.0: Resources

For more information, please visit www.apprisshealth.com



PMP Prescriber Report

DATE: 5/19/2017

DATE COVERED BY THIS REPORT: 10/01/2016 - 3/31/2017

NAME:

DEA #:

ROLE: Physician (MD, DO)

SPECIALTY: Family Medicine

MEMBER NUMBERS IN YOUR PEER GROUPS:

SIMILAR PRESCRIBER (SP): 2262

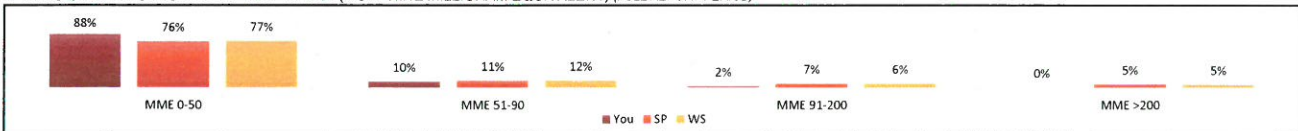
WITHIN YOUR SPECIALTY (WS): 2754

NUMBER OF PERSONS FOR WHICH YOU PRESCRIBED OPIOIDS (MONTHLY AVERAGE)			NUMBER OF PRESCRIPTIONS YOU WROTE FOR OPIOIDS (MONTHLY AVERAGE)		
82	16	13	100	18	15
You	Similar Prescriber (SP)	Within your Specialty (WS)	You	Similar Prescriber (SP)	Within your Specialty (WS)

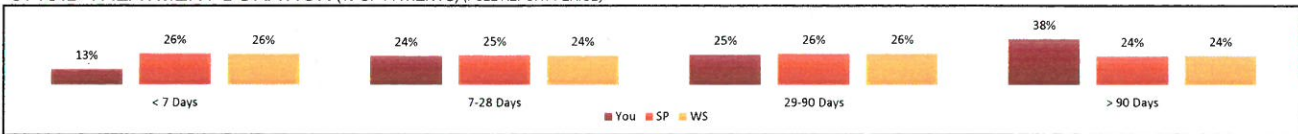
TOP MEDICATIONS PRESCRIBED (FULL REPORT PERIOD)

HYDROCODONE BITARTRATE/ACETAMINOPHEN	CLONAZEPAM	TRAMADOL HCL
--------------------------------------	------------	--------------

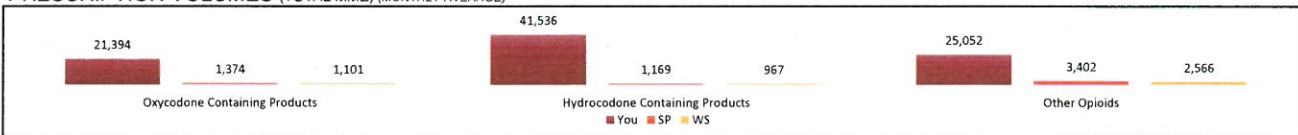
PRESCRIPTIONS BY DAILY MME (MORPHINE MILLIGRAM EQUIVALENT) (FULL REPORT PERIOD)



OPIOID TREATMENT DURATION (% OF PATIENTS) (FULL REPORT PERIOD)



PRESCRIPTION VOLUMES (TOTAL MME) (MONTHLY AVERAGE)



ANXIOLYTIC / SEDATIVE / HYPNOTIC PRESCRIBING (MONTHLY AVERAGE)



PDMP USAGE (MONTHLY AVERAGE)

PDMP REQUESTS BY YOU	PDMP REQUESTS BY YOUR DELEGATE(S)	SIMILAR PRESCRIBER AVERAGE	SPECIALTY FIELD AVERAGE
0	13	2	2

PATIENTS EXCEEDING MULTIPLE PROVIDER THRESHOLDS (FULL REPORT PERIOD)

PATIENTS EXCEEDING MULTIPLE PRESCRIBER THRESHOLD	PATIENTS EXCEEDING MULTIPLE PHARMACY THRESHOLD
0	0

DANGEROUS COMBINATION THERAPY

PRESCRIPTIONS FOR OPIOID + BENZO IN SAME MONTH	PRESCRIPTIONS FOR OPIOID + BENZO + CARISPORODOL IN SAME MONTH
19 BY YOU, 29 BY YOU + OTHER PRESCRIBERS	0 BY YOU, 0 BY YOU + OTHER PRESCRIBERS